MAP & ENTRANCES

Duomo di Milano map & entrances

3D map of the cathedral, the rooftop terraces and the Duomo Museum, with every entrance explained and a floor plan

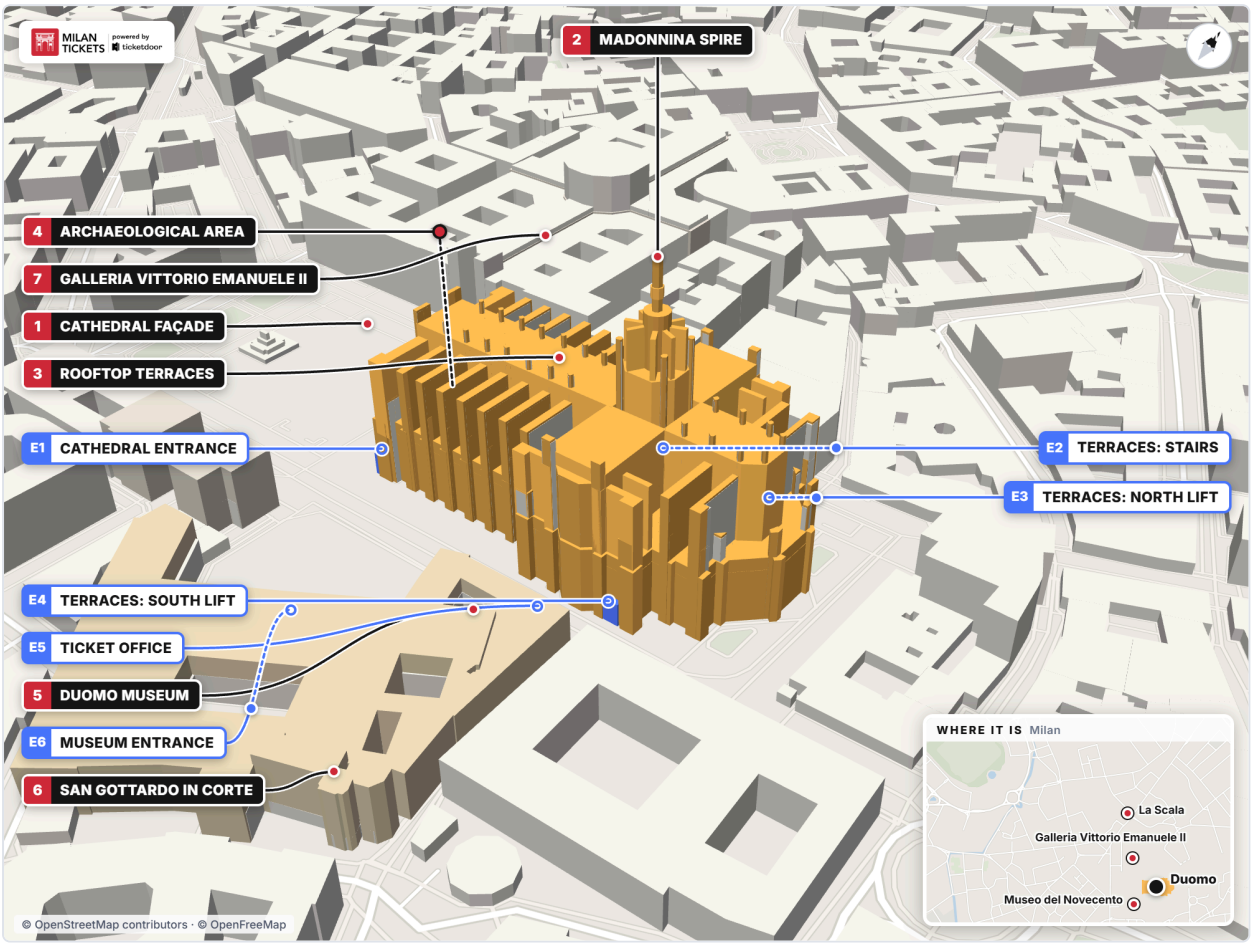

1. **Cathedral and main façade**
   entry from the square
2. **Madonnina spire**
3. **Rooftop terraces**
   stairs or lift
4. **Archaeological area, Baptistery of San Giovanni alle Fonti**
   under the square
5. **Duomo Museum (Palazzo Reale)**
6. **San Gottardo in Corte**
7. **Galleria Vittorio Emanuele II**
8. **Museo del Novecento (Arengario)** *(on the locator map)*

E1 Cathedral entrance (façade)
Visitors with a cathedral ticket use the right-hand (south) doors of the façade. If your ticket includes the terraces, go to the entrance printed on your ticket.

E2 Terraces by stairs
Terraces tickets by stairs (251 steps).

E3 Terraces by north lift
Terraces tickets by lift; the lift goes up only, the descent is by stairs.

E4 Terraces by south lift
Second lift, on the south side. Use the lift entrance printed on your ticket. Wheelchair visits use this lift.

E5 Ticket office and Duomo Infopoint
Ticket sales, information and the Duomo shop (Sala delle Colonne).

E6 Duomo Museum entrance
Entrance to the Duomo Museum and San Gottardo, with its own ticket office.

FLOOR PLAN

Duomo di Milano floor plan

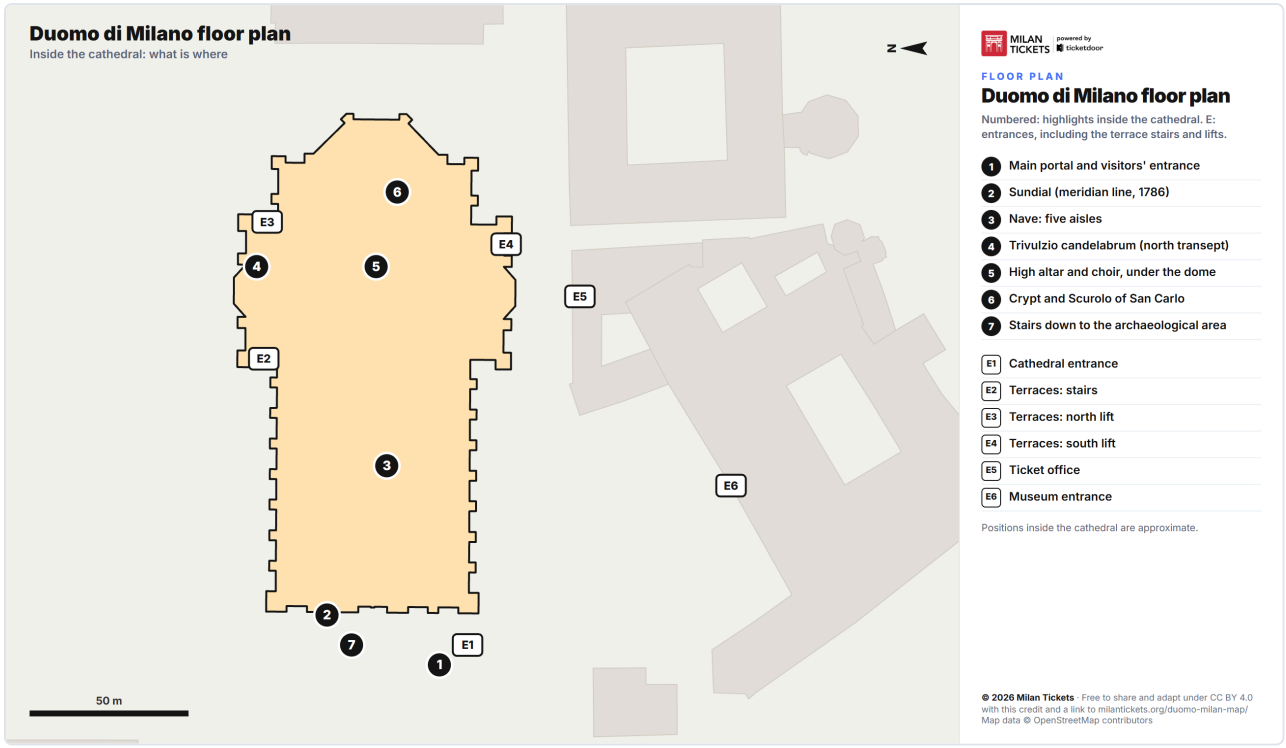

HIGHLIGHTS (NUMBERS AS ON THE 3D MAP)

1 Cathedral and main façade

The marble façade faces Piazza del Duomo. Visitors with a cathedral ticket enter through the right-hand (south) doors of the façade after the security check; the left-hand (north) door is kept for prayer. Inside: five naves and the 1786 sundial (meridian line) on the floor by the entrance.

2 Madonnina spire

The gilded copper Madonnina (1774) tops the main spire at 108.5 m, the highest point of the cathedral.

3 Rooftop terraces

The walkable roof among 135 spires and flying buttresses, reached by stairs or by lift (north lift and south lift). The descent is always by stairs. The lift reaches the first level only; the second level is by stairs.

4 Archaeological area, Baptistery of San Giovanni alle Fonti

The 4th-century baptistery where Saint Ambrose baptised Saint Augustine, excavated under the square in front of the façade and reached by stairs inside the cathedral, near the entrance.

5 Duomo Museum (Palazzo Reale)

Statues, stained glass and the models of the cathedral, housed in the ground floor of Palazzo Reale on the south side of the square; included in several combined cathedral tickets.

6 San Gottardo in Corte

The 14th-century palatine chapel of the Visconti with its pink terracotta bell tower, beside the Duomo Museum in Palazzo Reale.

7 Galleria Vittorio Emanuele II

The glass-roofed 19th-century arcade on the north side of the square, linking Piazza del Duomo with Piazza della Scala.

8 Museo del Novecento (Arengario)

20th-century Italian art in the Arengario palace on the south-west corner of the square; its upper floor looks straight at the façade.

GETTING IN

Entrances and how to get there

E1 Cathedral entrance (façade)

Visitors with a cathedral ticket use the right-hand (south) doors of the façade. If your ticket includes the terraces, go to the entrance printed on your ticket.

Piazza del Duomo, south doors of the west front

E2 Terraces by stairs

Terraces tickets by stairs (251 steps).

North flank, Corso Vittorio Emanuele II side

E3 Terraces by north lift

Terraces tickets by lift; the lift goes up only, the descent is by stairs.

North flank, towards the apse

E4 Terraces by south lift

Second lift, on the south side. Use the lift entrance printed on your ticket. Wheelchair visits use this lift.

South flank, Arcivescovado side

E5 Ticket office and Duomo Infopoint

Ticket sales, information and the Duomo shop (Sala delle Colonne).

Piazza del Duomo 14/a, south side of the cathedral

E6 Duomo Museum entrance

Entrance to the Duomo Museum and San Gottardo, with its own ticket office.

Piazza del Duomo 12, left side of the Palazzo Reale courtyard

Where it is

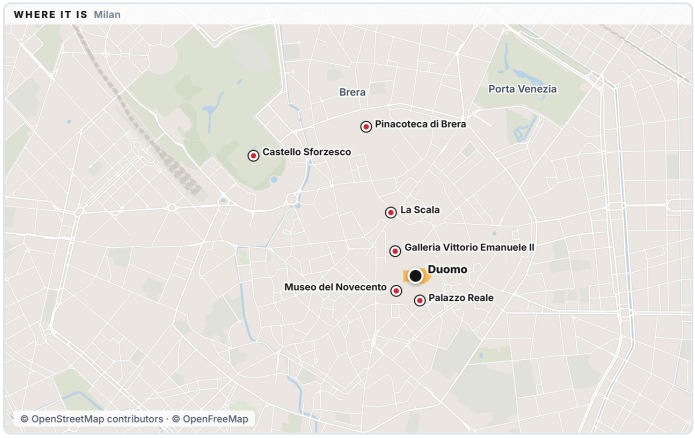

Practical

Address: Piazza del Duomo, 20122 Milan

Metro: Duomo station, lines M1 (red) and M3 (yellow); exits on the square

Tickets: Cathedral, terraces and museum tickets on milantickets.org (timed entry; Duomo Pass combinations)

Dress code: No sleeveless or low-cut clothing, shorts, miniskirts or hats inside the cathedral

Opening times: See the opening hours page on milantickets.org before you go

Licence: free to share and adapt with a credit and a link

The map and the floor plan, the texts and the design of this document are © 2026 Milan Tickets and released under the Creative Commons Attribution 4.0 International licence (creativecommons.org/licenses/by/4.0/). You may copy, print, share and adapt them, also commercially, as long as you credit Milan Tickets and link to milantickets.org/duomo-milan-map/. Map data © OpenStreetMap contributors under the Open Database Licence (www.openstreetmap.org/copyright), tiles © OpenFreeMap, terrain © Mapzen / AWS Terrain Tiles; keep that credit in every copy. The Milan Tickets name and logo are trademarks and are not licensed.

Credit to copy: Duomo di Milano Map by Milan Tickets, milantickets.org/duomo-milan-map/, CC BY 4.0. Map data © OpenStreetMap contributors.